



Silicon Valley Power's Integrated Resource Plan (IRP)

November 6, 2018, 11:04 AM

Contents

- i. Summary of registered responses 2

Silicon Valley Power's Integrated Resource Plan (IRP)

Silicon Valley Power Wants Your Input On Powering YOUR Energy Future

Summary Of Registered Responses

As of November 6, 2018, 11:04 AM, this forum had: **Topic Start**

Attendees: 366
Registered Responses: 90
Hours of Public Comment: 10.8

Topic End

October 11, 2018, 8:04 AM

QUESTION 1

How satisfied are you with the electric services offered by Silicon Valley Power (on a level of 1-5, with 1 being "very unsatisfied" and 5 being "very satisfied")?

		%	Count
Very Unsatisfied		11.1%	10
Neutral		3.3%	3
Satisfied		27.8%	25
Very Satisfied		57.8%	52

QUESTION 2

Please rank the following electric service priorities in terms of importance:

- High reliability (keeping the lights on and avoiding blackouts)
- Affordable Rates
- Minimizing Environmental Impacts
- Quality of Customer Service

QUESTION 3

"I believe adding additional renewable resources to Silicon Valley Power's energy supply will:"

Silicon Valley Power's Integrated Resource Plan (IRP)

Silicon Valley Power Wants Your Input On Powering YOUR Energy Future

		%	Count
Decrease rates		16.1%	14
Increase rates		46.0%	40
Have no impact on rates		37.9%	33

QUESTION 4

The Integrated Resource Plan process will determine the lowest-cost portfolio mix to meet regulatory and reliability requirements. To what extent would you be willing to pay more on your electric bill to achieve:

Increased reliability and fewer power interruptions

		%	Count
0% increase		47.2%	42
5% increase		25.8%	23
10% increase		20.2%	18
25% increase		4.5%	4
100% increase		2.2%	2

Lower Green House Gas emissions

		%	Count
0% increase		41.6%	37
5% increase		24.7%	22
10% increase		24.7%	22
25% increase		5.6%	5
50% increase		1.1%	1

Silicon Valley Power's Integrated Resource Plan (IRP)







Silicon Valley Power Wants Your Input On Powering YOUR Energy Future

		%	Count
100% increase		2.2%	2

Increases in renewable energy supply

		%	Count
0% increase		40.4%	36
5% increase		24.7%	22
10% increase		25.8%	23
25% increase		4.5%	4
50% increase		1.1%	1
100% increase		2.2%	2

Additional energy efficiency rebates and programs

		%	Count
0% increase		53.9%	48
5% increase		23.6%	21
10% increase		14.6%	13
25% increase		4.5%	4
50% increase		2.2%	2
100% increase		1.1%	1

Greater use of electric energy storage systems

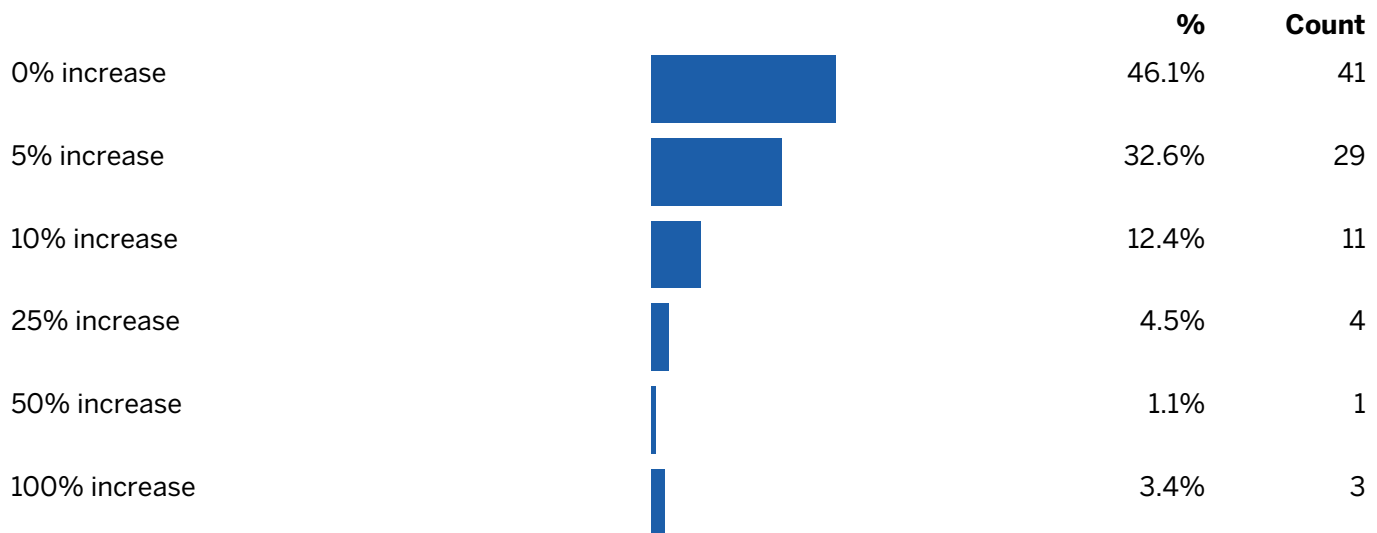
		%	Count
0% increase		50.6%	45

Silicon Valley Power's Integrated Resource Plan (IRP)

Silicon Valley Power Wants Your Input On Powering YOUR Energy Future



Enhanced rebates, incentives and investment in electric vehicle charging infrastructure



QUESTION 5

What would you like to see from Silicon Valley Power in five years? Ten Years?






Answered	57
Skipped	33

QUESTION 6

What do you think Silicon Valley Power should prioritize as it develops the Integrated Resource Plan?

Silicon Valley Power's Integrated Resource Plan (IRP)

Silicon Valley Power Wants Your Input On Powering YOUR Energy Future

		%	Count
Meeting the compliance requirements		7.8%	7
Exceeding the compliance requirements		25.6%	23
Public outreach/community input		4.4%	4
Keeping costs down		44.4%	40
Reliability		17.8%	16

QUESTION 7

Would you support an electric rate increase to implement the recommendations of the Power IRP?

		%	Count
Yes		51.2%	44
No		48.8%	42

QUESTION 8

If "yes", please comment on options you are willing to pay more for (additional renewables, better customer service, investment in newer technologies, etc.): (fill in)

Answered	45
Skipped	45

QUESTION 9

Have you participated in any of the following programs offered by Silicon Valley Power? Select all that apply:

		%	Count
Energy efficiency rebates		57.4%	27

Silicon Valley Power's Integrated Resource Plan (IRP)

Silicon Valley Power Wants Your Input On Powering YOUR Energy Future

		%	Count
Solar rebates		36.2%	17
Income-qualified electric rates		4.3%	2
Home Energy Audit		36.2%	17
Other		23.4%	11

QUESTION 10

Are you a Green Power Program customer (Do you pay additional money on your electric bill for SVP to purchase 100% solar power on your behalf)?

		%	Count
Yes		33.7%	30
No		66.3%	59

QUESTION 11

Do you live in Santa Clara?

		%	Count
Yes		98.9%	89
No		1.1%	1

QUESTION 12

If you live in Santa Clara, do you:

		%	Count
Own		94.4%	84

Silicon Valley Power's Integrated Resource Plan (IRP)

Silicon Valley Power Wants Your Input On Powering YOUR Energy Future

		%	Count
Rent		5.6%	5

QUESTION 13

Do you own or operate a business in Santa Clara?

		%	Count
Yes		14.4%	13
No		85.6%	77

QUESTION 14

Do you work in Santa Clara?

		%	Count
Yes		32.2%	29
No		67.8%	61

QUESTION 15

Additional Comments

Answered	18
Skipped	72
